

LEADER'S GUIDE

ANNE
GRAHAM
LOTZ

WITH HENRY BLACKABY AND CRAWFORD LORITTS

EXPECTING
to see JESUS

AN EXPANDED EDITION OF
I Saw the LORD

A WAKE-UP CALL FOR GOD'S PEOPLE


9 SESSIONS

Cover photo: Masterfile / Ron Stroud

LEADER'S GUIDE

EXPECTING
to see JESUS

A WAKE-UP CALL FOR GOD'S PEOPLE



ANNE
GRAHAM
LOTZ

with Henry Blackaby and Crawford Loritts



Expecting to See Jesus Leader's Guide
Copyright © 2007, 2011 by Anne Graham Lotz

Re-Print: 2021 AnGeL Ministries

Requests for information should be addressed to:
5115 Hollyridge Dr., Raleigh, NC 27612

All Scripture quotations, unless otherwise indicated, are taken from the Holy Bible, *New International Version*®, *NIV*®. Copyright © 1973, 1978, 1984 by Biblica, Inc.™ Used by permission of Zondervan. All rights reserved worldwide.

All rights reserved. No part of this publication may be reproduced, stored in a retrieval system, or transmitted in any form or by any means – electronic, mechanical, photocopy, recording, or any other – except for brief quotations in printed reviews, without the prior permission of the AnGeL Ministries.

Material compiled by John Tolsma, Knowledge Launch, 2607 Kingston Pike, Suite 1, Knoxville, TN 37919.

Cover design: Ron Stroud/Masterfile®
Interior design: Sherri L. Hoffman

Printed in the United States of America

Contents

Dear Leader / 4

For Starters / 5

❖ SESSION ONE ❖

He's Coming! / 7

❖ SESSION TWO ❖

Listening for His Voice: Bible Study Workshop / 9

❖ SESSION THREE ❖

You're Sleeping! / 12

❖ SESSION FOUR ❖

Wake Up! / 15

❖ SESSION FIVE ❖

Open Your Eyes! / 18

❖ SESSION SIX ❖

Rend Your Heart! / 20

❖ SESSION SEVEN ❖

Bend Your Knees! / 22

❖ SESSION EIGHT ❖


Just Say Yes! / 24

❖ SESSION NINE ❖

Move Your Feet! / 26

Dear Leader

Thank you for caring enough to lead this study. I pray that there will be much eternal fruit as a result, and that God will give you a glimpse of it so that you will be personally encouraged. *“We always thank God for you, mentioning you in our prayers. We continually remember before our God and Father your work produced by faith, your labor prompted by love, and your endurance inspired by hope in our Lord Jesus Christ” (1 Thessalonians 1:2–3).* I pray that hope will cause your spirit to stand on the tiptoe of anticipation as you, too, live your life expecting to see Jesus!

A handwritten signature in black ink, reading "Anne Graham Lotz". The signature is fluid and cursive, with the first name "Anne" written in a larger, more prominent script than the last name "Graham Lotz".

ANNE GRAHAM LOTZ

For Starters

Thanks for choosing this small group DVD curriculum. Please take a few minutes to read this helpful information before you begin. It should answer most questions you may have.

What's on the DVD?

The accompanying DVD features the following components:

- An introduction to the curriculum from Anne Graham Lotz
- An opening video message by Anne Graham Lotz, based on Matthew 24, in session 1
- An informative workshop in session 2 describing the format Anne Graham Lotz uses to study the Bible
- Seven additional video sessions (sessions 3–9) with Anne Graham Lotz, Henry Blackaby, and Crawford Loritts, which draw principles from each week's Bible study

What Other Materials Are Needed for a Successful Small Group?

- Television monitor
- DVD player (stand, extension cord, etc.)
- Watch or clock with which to monitor time
- Participant's guide (one per group member)

- Leader's guide (contained in DVD case; can be shared in groups with rotating leadership)
- Bible (one per group member)
- Pen or pencil for everyone
- Book: *Expecting to See Jesus* by Anne Graham Lotz (recommended for leader; optional for participants)

Good to Know

This curriculum can work equally well in church and home groups. Each of the nine sessions is planned to be 60 minutes in length. In more formal, time-sensitive church settings, leaders will likely need to follow the time frames provided in the session outline more closely in order to finish all the content. In less formal home settings, leaders can “round off” time frames and still end up with about an hour of study material. In either case, remember these are suggested time frames and are open to adjustment as you see fit.

SESSION ONE ~

He's Coming!

Before You Lead

For the best experience in leading your small group, it's very important to preview session 1 on the DVD, complete all session 1 written exercises in the participant's guide, and, if possible, read the corresponding chapter of *Expecting to See Jesus* by Anne Graham Lotz. Familiarize yourself with the session outline and gather the necessary materials. Remember, this is a unique session, with a video presentation twice as long as typical and personal study after the video and group discussion.

Most importantly, pray for the participants who will be attending, that God will open their hearts to His Word.

Session Outline

- I. Introduction/Opening Prayer (2 minutes)
- II. Session 1 DVD Presentation (41 minutes)
- III. Session 1 Small Group Discussion (15 minutes)
- IV. Conclusion and Preview (2 minutes)

Introduction/Opening Prayer (2 minutes)

At this first session, introduce yourself and give your contact information. If it can be done quickly, ask the participants to introduce themselves. It may be helpful in a larger group to provide name tags. Also, ensure that all participants have picked up the written materials.

Then pray that God would use the coming hour to help everyone present to become more effective students and doers of His Word.

Session 1 DVD Presentation (41 minutes)

Watch the video presentation for session 1 on the DVD, a message by Anne Graham Lotz based on Matthew 24. Remind everyone there is space to take notes on pages 12–13 of the participant’s guide.

Session 1 Small Group Discussion (15 minutes)

Ask group members to share any personal encouragement, challenge, or inspiration that they received from the video presentation. Use the questions on pages 14–15 of the participant’s guide to stimulate discussion.

Conclusion and Preview (2 minutes)

The next session will be an opportunity for participants to learn Anne Graham Lotz’s method of personal Bible study.

Conclude by referring group members to the “Personal Bible Study” section on pages 16–22 of the participant’s guide, which further unpacks the themes Anne covered in her video presentation. Encourage them to complete the four days of study before the next group gathering. Close in prayer.

~ SESSION TWO ~

Listening for His Voice: Bible Study Workshop

Before You Lead

For the best experience in leading your small group, it's very important to preview session 2 on the DVD and complete all session 2 written exercises in the participant's guide. Familiarize yourself with the session outline and gather the necessary materials.

Most importantly, pray for the participants who will be attending, that God will open their hearts to His Word.

Session Outline

As participants enter, have written materials available for pickup.

- I. Introduction/Opening Prayer (5 minutes)
- II. Explanation of Bible Study Sessions (5 minutes)
- III. Session 2 DVD Presentation and Group Work (40 minutes)
- IV. Summary (5 minutes)
- V. Conclusion and Preview (5 minutes)

Introduction/Opening Prayer (5 Minutes)

Introduce any new participants. Then pray that God would use the coming hour to help everyone

present to become more effective students and doers of His Word.

Explanation of Bible Study Sessions (5 Minutes)

Starting with session 3, each of the remaining sessions in this Bible study will consist of five segments: (1) an introduction that will help you get started with the group, (2) a review of the Bible study “homework,” (3) a video presentation on the passage studied in that session, (4) a summary of the study and follow-up discussion, and (5) a conclusion with a preview of the next session. This session is unique, however, in that Anne will describe a method for studying the Bible that everyone will use in their personal quiet time throughout the *Expecting to See Jesus* study.

At first, participants may resist this method of study because it effectively removes the “middleman.” However, as they catch on to Anne’s method and “just do it,” they will be thrilled as they hear God’s voice speaking to them through this study. Thank you for encouraging them to persevere, staying true to the method in order to receive the richest blessing.

Session 2 DVD Presentation and Group Work (40 minutes)

Show the Bible study workshop video presentation, following the instructions in the participant’s guide at the beginning of page 25.

Summary (5 minutes)

Ask volunteers to share any encouragement, challenge, or inspiration that they received personally from the video presentation.

In subsequent sessions, participants will have more time to discuss specific issues around the video presentation and their responses from Step 5 in the participant's guide.

Conclusion and Preview (5 minutes)

Remind the group that the next section will focus on personal revival. Be prepared for what God will do as He reminds us that many of us are sleeping. It's time to begin the process of personal revival!

Conclude by referring group members to "Preparing for the Next Session" on page 32 of the participant's guide, which describes the Bible study assignment for session 3. Close in prayer.

SESSION THREE

You're Sleeping!

Before You Lead

For the best experience in leading your small group, it's very important to preview session 3 on the DVD, complete all session 3 written exercises in the participant's guide, and, if possible, read the corresponding chapter of *Expecting to See Jesus* by Anne Graham Lotz. Familiarize yourself with the session outline and gather the necessary materials.

Remember also to pray for the participants who will be attending, that God will stir a longing in them for revival.

Session Outline

- I. Introduction (5 minutes)
- II. Review of Bible Study Assignment (15 minutes)
- III. Session 3 DVD Presentation (20 minutes)
- IV. Session 3 Small Group Discussion (15 minutes)
- V. Conclusion and Preview (5 minutes)

Introduction (5 minutes)

Welcome any new participants, then use this time to reflect on what we have learned since thinking about waking up to a personal revival.

Review of Bible Study Assignment (15 minutes)

Refer the group to their Bible study notes on pages 34–41 of the participant’s guide. Ask a participant to read aloud the Scriptures for this session (2 Chronicles 34:1–5, 8–9, 14–15, 29–33). Then, for each passage/day, have one participant read his or her list of facts (Step 2). As time allows, have one or more participants share:

- The lesson(s) they learned (Step 3).
- The most meaningful question they wrote out in response to Step 4, citing the verse on which the question was based.
- What God seems to be saying to them through the study of 2 Chronicles 34 and how they plan to respond (Step 5).

NOTE: For anyone who was unable to attend the session 2 workshop, this review will provide ready, hands-on instruction of Anne’s Bible study method.

Session 3 DVD Presentation (20 minutes)

Watch the video presentation for session 3 on the DVD, reminding everyone there is space to take notes on page 42 of the participant’s guide.

Session 3 Small Group Discussion (15 minutes)

Ask group members to share any personal encouragement, challenge, or inspiration that they received from the video presentation. Use the questions on pages 43–44 of the participant’s guide to stimulate discussion.

Conclusion and Preview (5 minutes)

The next session will focus on how God will use different storms to wake us up to begin the journey of revival.

Conclude by referring group members to “Preparing for the Next Session” on page 45 of the participant’s guide, which describes the Bible study assignment for session 4. Close in prayer.

SESSION FOUR

Wake Up!

Before You Lead

For the best experience in leading your small group, it's very important to preview session 4 on the DVD, complete all session 4 written exercises in the participant's guide, and, if possible, read the corresponding chapter of *Expecting to See Jesus* by Anne Graham Lotz. Familiarize yourself with the session outline and gather the necessary materials.

Don't forget to pray for the participants who will be attending, that God will wake them up to begin a journey of revival.

Session Outline

- I. Introduction (5 minutes)
- II. Review of Bible Study Assignment (15 minutes)
- III. Session 4 DVD Presentation (20 minutes)
- IV. Session 4 Small Group Discussion (15 minutes)
- V. Conclusion and Preview (5 minutes)

Introduction (5 minutes)

Use this time to reflect on what we have learned since thinking about the different storms God has used to wake us up to personal revival.

Review of Bible Study Assignment (15 minutes)

Refer the group to their Bible study notes on pages 48–55 of the participant’s guide. Ask a participant to read aloud the Scriptures for this session (Ezekiel 1:1–5, 24–28; 2:1–3). Then, for each passage/day, have one participant read his or her list of facts (Step 2). As time allows, have one or more participants share:

- The lesson(s) they learned (Step 3).
- The most meaningful question they wrote out in response to Step 4, citing the verse on which the question was based.
- What God seems to be saying to them through the study of Ezekiel 1:1–2:3 and how they plan to respond (Step 5).

Session 4 DVD Presentation (20 minutes)

Watch the video presentation for session 4 on the DVD, reminding everyone there is space to take notes on page 56 of the participant’s guide.

Session 4 Small Group Discussion (15 minutes)

Ask group members to share any personal encouragement, challenge, or inspiration that they received from the video presentation. Use the questions on pages 57–58 of the participant’s guide to stimulate discussion.

Conclusion and Preview (5 minutes)

The next session will focus on what it means for God to open our eyes and what it means to behold the glory of the Lord.

Conclude by referring group members to “Preparing for the Next Session” on page 59 of the participant’s guide, which describes the Bible study assignment for session 5. Close in prayer.

SESSION FIVE ~

Open Your Eyes!

Before You Lead

For the best experience in leading your small group, it's very important to preview session 5 on the DVD, complete all session 5 written exercises in the participant's guide, and, if possible, read the corresponding chapter of *Expecting to See Jesus* by Anne Graham Lotz. Familiarize yourself with the session outline and gather the necessary materials.

Remember to pray for everyone in the group, that God will open their eyes to see His glory.

Session Outline

- I. Introduction (5 minutes)
- II. Review of Bible Study Assignment (15 minutes)
- III. Session 5 DVD Presentation (20 minutes)
- IV. Session 5 Small Group Discussion (15 minutes)
- V. Conclusion and Preview (5 minutes)

Introduction (5 minutes)

Use this time to reflect on how God has revealed Himself to us.

Review of Bible Study Assignment (15 minutes)

Refer the group to their Bible study notes on pages 62–69 of the participant's guide. Ask a participant to read aloud the Scriptures for this session (Exodus 33:12–23; 34:29–32).

Then, for each passage/day, have one participant read his or her list of facts (Step 2). As time allows, have one or more participants share:

- The lesson(s) they learned (Step 3).
- The most meaningful question they wrote out in response to Step 4, citing the verse on which the question was based.
- What God seems to be saying to them through the study of Exodus 33–34 and how they plan to respond (Step 5).

Session 5 DVD Presentation (20 minutes)

Watch the video presentation for session 5 on the DVD, reminding everyone there is space to take notes on page 70 of the participant's guide.

Session 5 Small Group Discussion (15 minutes)

Ask group members to share any personal encouragement, challenge, or inspiration that they received from the video presentation. Use the questions on pages 71–72 of the participant's guide to stimulate discussion.

Conclusion and Preview (5 minutes)

The next session will focus on discovering where God's glory leads us and what it truly means to be burdened by our sin: to rend our hearts.

Conclude by referring group members to "Preparing for the Next Session" on page 73 of the participant's guide, which describes the Bible study assignment for session 5. Close in prayer.

~ SESSION SIX ~

Rend Your Heart!

Before You Lead

For the best experience in leading your small group, it's very important to preview session 6 on the DVD, complete all session 6 written exercises in the participant's guide, and, if possible, read the corresponding chapter of *Expecting to See Jesus* by Anne Graham Lotz. Familiarize yourself with the session outline and gather the necessary materials.

Pray for the participants who will be attending, that God will show them His glory and what it means to truly rend their hearts.

Session Outline

- I. Introduction (5 minutes)
- II. Review of Bible Study Assignment (15 minutes)
- III. Session 6 DVD Presentation (20 minutes)
- IV. Session 6 Small Group Discussion (15 minutes)
- V. Conclusion and Preview (5 minutes)

Introduction (5 minutes)

Use this time to reflect on where God's glory has led us and how we have been truly burdened by our sin.

Review of Bible Study Assignment (15 minutes)

Refer the group to their Bible study notes on pages 76–83 of the participant's guide. Ask a participant to read aloud the Scriptures for this session (Psalm 51:1–17).

Then, for each passage/day, have one participant read his or her list of facts (Step 2). As time allows, have one or more participants share:

- The lesson(s) they learned (Step 3).
- The most meaningful question they wrote out in response to Step 4, citing the verse on which the question was based.
- What God seems to be saying to them through the study of Psalm 51 and how they plan to respond (Step 5).

Session 6 DVD Presentation (20 minutes)

Watch the video presentation for session 6 on the DVD, reminding everyone there is space to take notes on page 84 of the participant's guide.

Session 6 Small Group Discussion (15 minutes)

Ask group members to share any personal encouragement, challenge, or inspiration that they received from the video presentation. Use the questions on pages 85–86 of the participant's guide to stimulate discussion.

Conclusion and Preview (5 minutes)

The next session will focus on how rending our hearts leads to authentic repentance and bending our knees before God.

Conclude by referring group members to “Preparing for the Next Session” on page 87 of the participant's guide, which describes the Bible study assignment for session 7. Close in prayer.

~ SESSION SEVEN ~

Bend Your Knees!

Before You Lead

For the best experience in leading your small group, it's very important to preview session 7 on the DVD, complete all session 7 written exercises in the participant's guide, and, if possible, read the corresponding chapter of *Expecting to See Jesus* by Anne Graham Lotz. Familiarize yourself with the session outline and gather the necessary materials.

Pray for each group member, that they will bend their knees and come to a place of authentic repentance before God.

Session Outline

- I. Introduction (5 minutes)
- II. Review of Bible Study Assignment (15 minutes)
- III. Session 7 DVD Presentation (20 minutes)
- IV. Session 7 Small Group Discussion (15 minutes)
- V. Conclusion and Preview (5 minutes)

Introduction (5 minutes)

Use this time to reflect on authentic repentance and bending our knees before God.

Review of Bible Study Assignment (15 minutes)

Refer the group to their Bible study notes on pages 90–97 of the participant's guide. Ask a participant to read aloud the Scriptures for this session (Ezra 7:6;

9:1–10, 13, 15; 10:1). Then, for each passage/day, have one participant read his or her list of facts (Step 2). As time allows, have one or more participants share:

- The lesson(s) they learned (Step 3).
- The most meaningful question they wrote out in response to Step 4, citing the verse on which the question was based.
- What God seems to be saying to them through the study of Ezra 7–10 and how they plan to respond (Step 5).

Session 7 DVD Presentation (20 minutes)

Watch the video presentation for session 7 on the DVD, reminding everyone there is space to take notes on page 98 of the participant's guide.

Session 7 Small Group Discussion (15 minutes)

Ask group members to share any personal encouragement, challenge, or inspiration that they received from the video presentation. Use the questions on pages 99–100 of the participant's guide to stimulate discussion.

Conclusion and Preview (5 minutes)

The next session will show us where God will lead us after we have bent our knees before Him.

Conclude by referring group members to “Preparing for the Next Session” on page 101 of the participant's guide, which describes the Bible study assignment for session 8. Note to them that session 8 has only three daily reading assignments, compared to the usual four. Close in prayer.

~ SESSION EIGHT ~

Just Say Yes!

Before You Lead

For the best experience in leading your small group, it's very important to preview session 8 on the DVD, complete all session 8 written exercises in the participant's guide, and, if possible, read the corresponding chapter of *Expecting to See Jesus* by Anne Graham Lotz. Familiarize yourself with the session outline and gather the necessary materials.

Remember to pray for every participant, that they will hear God's call in their life and will respond to Him.

Session Outline

- I. Introduction (5 minutes)
- II. Review of Bible Study Assignment (15 minutes)
- III. Session 8 DVD Presentation (20 minutes)
- IV. Session 8 Small Group Discussion (15 minutes)
- V. Conclusion and Preview (5 minutes)

Introduction (5 minutes)

Use this time to reflect on how to hear God's call in our lives and how we respond to His call.

Review of Bible Study Assignment (15 minutes)

Refer the group to their Bible study notes on pages 104–109 of the participant's guide. Ask a participant to

read aloud the Scriptures for this session (Isaiah 6:1–8). Then, for each passage/day, have one participant read his or her list of facts (Step 2). As time allows, have one or more participants share:

- The lesson(s) they learned (Step 3).
- The most meaningful question they wrote out in response to Step 4, citing the verse on which the question was based.
- What God seems to be saying to them through the study of Isaiah 6 and how they plan to respond (Step 5).

Session 8 DVD Presentation (20 minutes)

Watch the video presentation for session 8 on the DVD, reminding everyone there is space to take notes on page 110 of the participant's guide.

Session 8 Small Group Discussion (15 minutes)

Ask group members to share any personal encouragement, challenge, or inspiration that they received from the video presentation. Use the questions on pages 111–112 of the participant's guide to stimulate discussion.

Conclusion and Preview (5 minutes)

The next session will show us how God's call in our life can motivate us forward into action.

Conclude by referring group members to "Preparing for the Next Session" on page 113 of the participant's guide, which describes the Bible study assignment for session 9. Close in prayer.

~ SESSION NINE ~

Move Your Feet!

Before You Lead

For the best experience in leading your small group, it's very important to preview session 9 on the DVD, complete all session 9 written exercises in the participant's guide, and, if possible, read the corresponding chapter of *Expecting to See Jesus* by Anne Graham Lotz. Familiarize yourself with the session outline and gather the necessary materials.

Bring AnGeL Ministries' contact information to give to participants who want more information about making a decision for Christ:

www.annegrahamlotz.org
and 5115 Hollyridge Drive, Raleigh, NC 27612.

And, as always, pray for the participants who will be attending, that they will be motivated to move to action when God calls them.

Session Outline

- I. Introduction (5 minutes)
- II. Review of Bible Study Assignment (15 minutes)
- III. Session 9 DVD Presentation (20 minutes)
- IV. Session 9 Small Group Discussion (15 minutes)
- V. Conclusion (5 minutes)

Introduction (5 minutes)

Use this time to reflect on when and how we have moved forward in response to God's call.

Review of Bible Study Assignment (15 minutes)

Refer the group to their Bible study notes on pages 116–123 of the participant's guide. Ask a participant to read aloud the Scriptures for this session (Nehemiah 1:1–7, 11; 2:1–6; 6:15–16). Then, for each passage/day, have one participant read his or her list of facts (Step 2). As time allows, have one or more participants share:

- The lesson(s) they learned (Step 3).
- The most meaningful question they wrote out in response to Step 4, citing the verse on which the question was based.
- What God seems to be saying to them through the study of these Nehemiah passages and how they plan to respond (Step 5).

Session 9 DVD Presentation (20 minutes)

Watch the video presentation for session 9 on the DVD, reminding everyone there is space to take notes on page 124 of the participant's guide.

Session 9 Small Group Discussion (15 minutes)

Ask group members to share any personal encouragement, challenge, or inspiration that they received from the video presentation. Use the questions on pages 125–126 of the participant's guide to stimulate discussion.

Conclusion (5 minutes)

Wrap up the study by making the participants aware that they may contact you or AnGeL Ministries if they have decided to make a decision for Christ. Encourage them to continue reading God's Word and to regularly attend a local church for support and accountability. Close in prayer.

EXPECTING TO SEE JESUS

A WAKE-UP CALL FOR GOD'S PEOPLE

Anne Graham Lotz

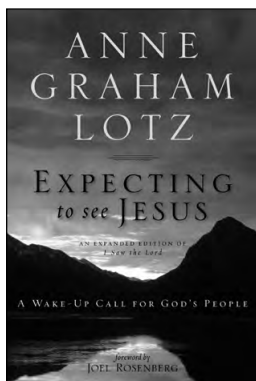
Expecting to See Jesus—the expanded edition of *I Saw the LORD*—is the result of Anne Graham Lotz's life lived in the hope of Jesus' return. As you journey with her through the pages of the Bible, you'll come to realize why she lives her life expecting to see Jesus at any minute.

And, she wants to make sure you and all other Christians are ready for that moment when your faith becomes sight.

Anne knows from personal experience that it's in the busyness of our days, as we're drifting in comfortable complacency, that we most need a wake-up call—a jolt that pushes us to seek out a revival of our passion for Jesus that began as a blazing fire but somehow has died down to an ineffective glow.

In *Expecting to See Jesus*, Anne points out the biblical signs she sees in the world all around us and shows how you can experience an authentic, deeper, richer relationship with God in a life-changing, fire-blazing revival.

Available in stores and online!



 **ZONDERVAN**[®]
.com